

Sealed LED High Bay

Designed for industrial applications requiring a sealed fixture. The Albeo S-Series LED light is energy efficient, and extremely low maintenance. Ideal for food processing, wet locations, chemical wash down, high pressure hose down and hazardous locations.

Heavy Duty Sealed Housing:

- 30° pitched hood for debris shedding
- One piece welded aluminum
- Class 1, Div 2, Groups A,B,C, & D*
- Class 2, Div 2, Groups F & G*
- CSA Wet Location Construction*
- NSF Certified Food Equipment*
- 1200 PSI High Pressure Hose Down

*Pending certification

Optical Advantage

High performance LEDs offer superior efficacy and visual acuity with broad spectrum, quality colors for almost any application. High impact clear acrylic or prismatic lens.

Superior Performance

Instant start time. No flicker or buzzing. -10 to +110F operating temperature.

Electrical System

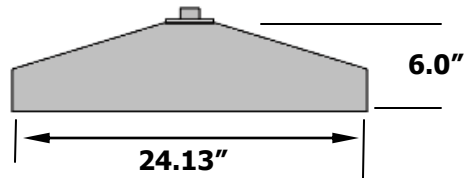
Universal 100V to 277V input. Luminaire disconnect and 0-10V dimming controls optional.



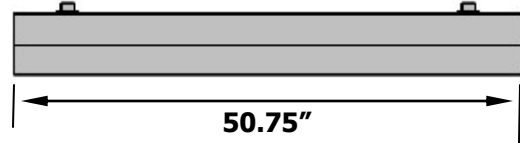
Winner:
2009 Next Generation
Luminaires Award

Patents
Pending

End
View



Side
View



Easy Mounting

Single Hub, Dual Hub, or Eye Bolt mount.

Warranty

Five years, subject to Albeo's standard terms and conditions.

Ordering Information

For more options or custom configurations, please contact sales.

Product Platform	Sealed Housing	Length	LED CCT	Input Voltage	Optics	Mounting	Intelligent Controls	Revision
SH	HD	4		U2				
SH S-Series Sealed LED Light Fixture	ST Standard HD Heavy Duty	2 2 ft (Low Bay) 4 4 ft (High Bay)	35 3500°K 40 4000°K 50 5000°K	U2 Universal 100V - 277V	0 Clear Acrylic Lens D Diffused Lens	S Single Hub 3/4" NPT (Low Bay) D Dual Hub 1/2" NPT (High Bay) E Eye Bolt	0 None V 0-10V dimming	Revision used to further define product configuration. See chart on page 2.

Made in America



Pending

LM-79
Tested

rev. 9.13.10

Sealed LED High Bay

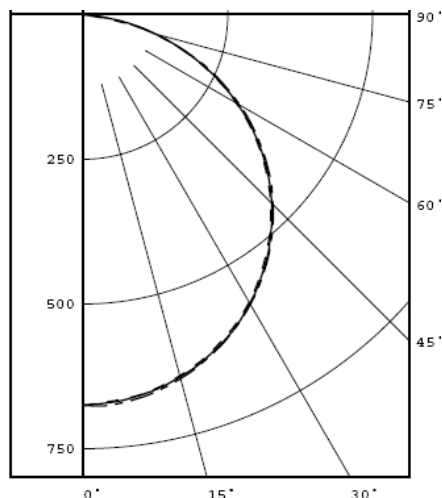
Optical and Electrical Specifications

All options not listed. Please contact sales for technical specs of other part numbers.

Part Number	Length	Temp	# of LEDs	Lumens	Watts	Lumens/ W
SH-HD450-U20xx-10	4 ft	5000 K	180	12,150	171	71
SH-HD440-U20xx-10	4 ft	4000 K	180	10,900	171	64

Power and light output can vary +/-10%

Photometry



**Standard
Distribution**

The Albeo Sealed LED High Bay fixture must be installed by a qualified electrician. It is the responsibility of the contractor, installer, purchaser, owner, and user to install, maintain, and operate the fixture in such a manner as to comply with all state and local laws, ordinances, regulations, and the American National Standards Institute Safety Code.

US Patents Pending

Specification subject to change without notice. See website for latest version.

Made in America



Pending

**LM-79
Tested**

rev. 9.13.10