

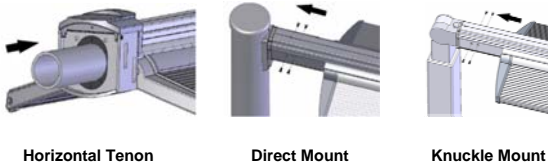
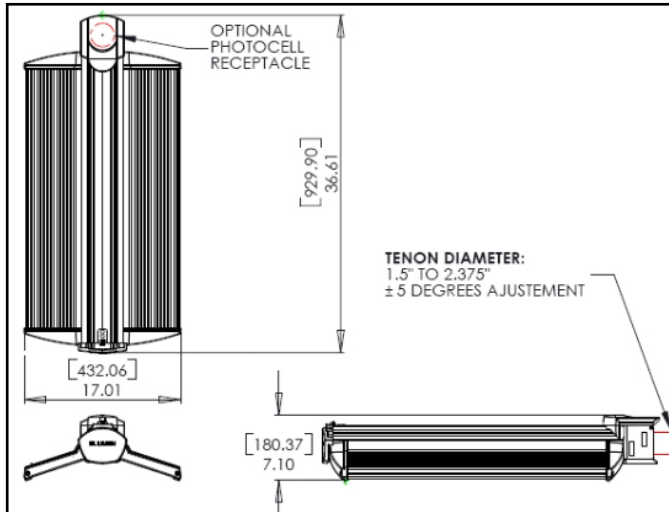


LED-SL 150WX

Model: SE _____

LIGHTING NETWORKS

Ordering Guide



Example: SE G 150WX C3 TMN 5A

Product Code	SE	Streetlight Elumen
Color	K B G	BLACK DARK BROWN GREY
POWER	150WX	155W
LEDS	C3	5000K White LEDs type 2 to 3 distribution *
MOUNTING	TM DM DR KM	Horizontal Tenon Mount 1.5" to 2 3/8" (38mm to 59mm) Direct Mount Square Pole Direct Mount Round Pole Knuckle Mount
PHOTO RECEPTACLE	N R	None Twist Lock Receptacle
WING ANGLE	1 2 3 4 5 6	degree (spacing up to 4 MH) 4.5 deg (spacing up to 4.5 MH) 9 deg (spacing up to 5MH) 13.5 deg (spacing up to 6 MH) 18 deg (spacing up to 7 MH) 22.5 deg (spacing up to 7.5 MH)
LED DRIVER	A AM AS	176-300VAC ** 176-300VAC w Midnight Dimming (50% from 11h30PM to 5h30AM) 176-300VAC w Motion Sensor (50% no motion, 100% when motion)

* Type depends on wing angle. See cut sheet for more details
 ** Optional 347 Vac and 480 Vac available. Ask representative

Product Specifications

LED Light: 155W initial consumption, 10540 delivered and maintained lumens, 60,000 hrs without lumen depreciation (LLF>95%), CRI>80.

LED ARRAYS: 2160 5mm low power, lighting grade LEDs arranged in a series/parallel matrix for optimal reliability and heat dissipation. Each led uses less than 1/10th of a watt each and is precision aimed for optimal photometric performance. Separate panel assemblies (wings) can be field adjusted to 6 different beam patterns to achieve desired spacing requirements.

LED DRIVER: Elumen Lighting Networks **OptiAC™** auto-ranging 176-300Vac 50-60Hz input. Power factor of 0.98 and THD<10%. Standard aging compensation algorithm insures long led life and uniform intensity for 14 years (end of life power consumption will be 30% more than initial). Temperature compensation, temperature protection and lightning protection are built-in. **OPTIONS:** Automatic Midnight dimming to 50% from 11h30PM to 5h30AM or Motion sensor inputs for 50% /100% operation upon presence or absence of AC signal from an external sensor (not provided)

HOUSING: Aluminum extrusions and castings finished with a super durable electrostatically applied thermoset polyester powdercoat applied after a 5 stage conversion cleaning process and bonded by heat fusion thermosetting. Laboratory tested for superior weatherability and fade resistance in accordance with ASTM B-117-64 and ANSI/ASTM G53-77 specifications. High Impact Acrylic Lens is sealed to housing (IP66 protection).

ENVIRONMENTAL: -60 °C to 45 °C operating temperature. Vibration tested as per ANSI C136.31-2001 for bridges.

CERTIFICATIONS: CSA Listed to U.S. Safety Standards UL1598 and CSA C22.2 No. 250.0-08 for wet locations. Manufactured to ISO 9001:2000 Standards. RoHS.

WARRANTY: 5 year limited warranty

IESNA Classifications: Full Cut-Off at 0 degrees wing angle.

DIMENSIONS (W x H x L) : 15.75" x 7.0" x 36.1" (400mm x 178mm x 917mm)

EPA: 1.7 sq. ft.

WEIGHT: 23.7 lbs (10,8 Kg)

PATENT PENDING



Elumen Lighting Networks reserves the right to modify the above details to reflect changes in the cost of production or design without prior notice.

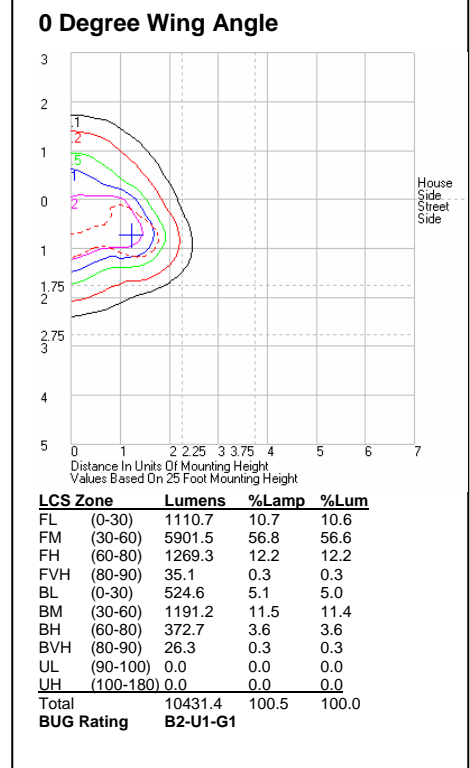
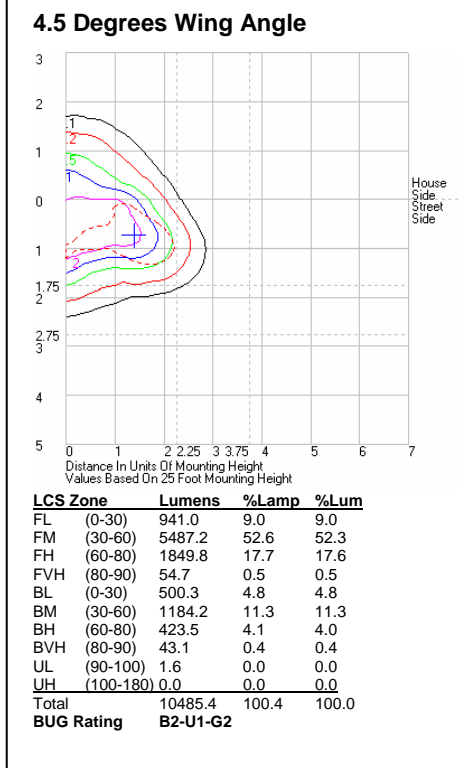
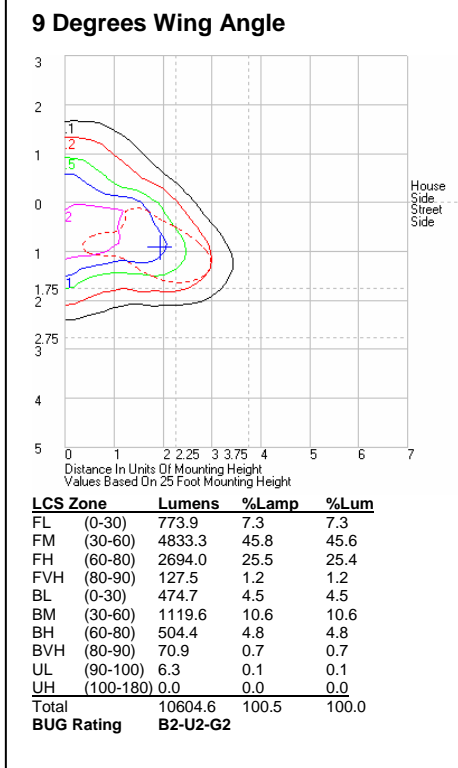
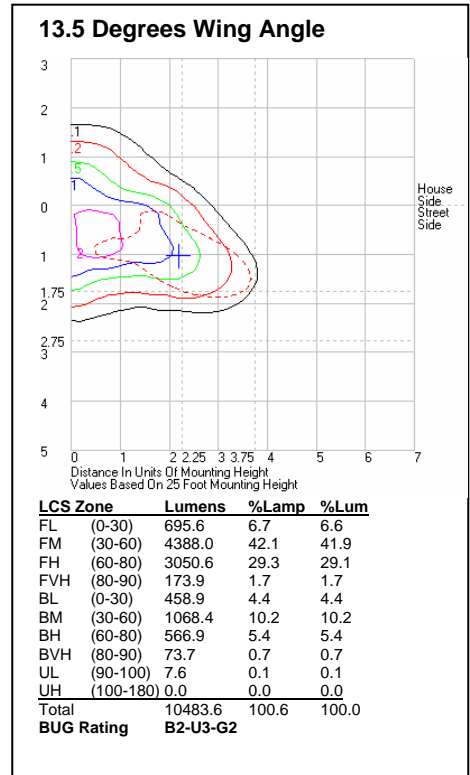
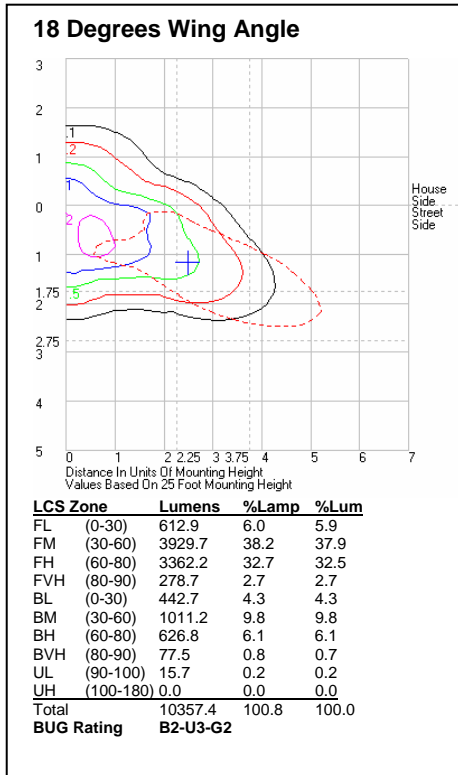
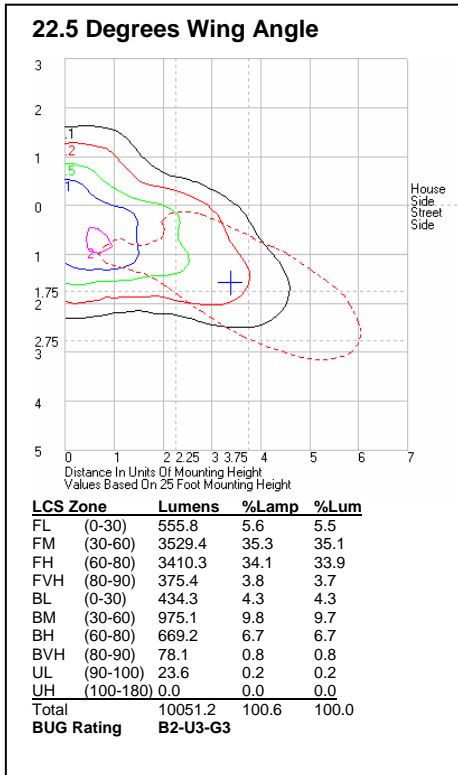
Page 1 of 2



LED-SL 150WX

Model: SE _____

LIGHTING NETWORKS



+Data Sheet +Cut Sheet +Installation Instructions + LM-79 IES Files & data +Product Shots +Motion Sensor Installation and operation

Elumen Lighting Networks reserves the right to modify the above details to reflect changes in the cost of production or design without prior notice.

